

BUCKHORN RANGE CHAPTER NEWSLETTER

May 2011



INSIDE THIS ISSUE:

<i>Product Review</i>	2
<i>Derby Day Work Party</i>	3
<i>Trailer Safety Tips</i>	5
<i>Classified</i>	6
<i>Tack Sale Flyer</i>	7
<i>JEA Barn Dance Flyer</i>	8
<i>Calendar</i>	9

OUR MISSION

To work toward the perpetuation of the legal and moral claim by the American people to use horses and mules for recreation on public lands.

OUR GOALS

- **To unite equestrians to achieve the goals and objectives of Backcountry Horsemen.**
- **To encourage citizen involvement in political and governmental actions affecting public lands.**
- **To maintain engagement in regulatory issues and actions regarding use of equines on public lands.**
- **To introduce interested horsemen to the use and enjoyment of trails and the backcountry.**

OUR VISION

Develop and keep trails open for responsible equine recreational use.

Equine Dentist at May Chapter Meeting!

Dr. Richard Vetter, and his partner and assistant, Kathy Vetter, of Performance Equine Dentistry will speak at our next Chapter meeting on Friday, May 13 7:00 PM at the Tri Area Community Center.


Vetter describes advanced equine dentistry, as the "complete evaluation and treatment" of the mouth. As such, he notes that it has come a long way from the two floats and a bucket method of rasping off a few sharp points with a hand float. The technology and education regarding equine dentistry has evolved to follow developments and techniques found in human dentistry. His website states: "Horses have many of the same needs as we do, with problems ranging from crooked teeth to dental decay. With a human, the ultimate correction for teeth that haven't been taken care of is a set of false teeth, and life goes on. With a horse, the ultimate result of bad teeth is inability to eat and, without human intervention, starvation."

Please join us to view Dr. Vetter's PowerPoint presentation, documenting with many pictures and illustrations, cases that they have seen and how the equine mouth works. Dr. Vetter and Kathy are happy to share their experiences and discuss equine dentistry and the effects it can have on your horse.

Performance Equine Dentistry operates out of a mobile clinic custom-built into a 25' gooseneck LQ horse trailer. The trailer is 8'tall, 8'wide, double padded with the horse portion in the rear and the clinic portion in the front. Horses are examined and treated in the trailer in a well-lit situation, using a set of removable padded aluminum stocks. The majority of horses walk in to the bridge, light and open trailer on their own. Horses are then quietly sedated and Dr. Vetter uses a combination of power and hand tools in their treatment.

Performance Equine Dentistry is taking appointments for their clinic scheduled for Saturday and Sunday, May 14, and 15, at the Jefferson County Fairgrounds. For more information about appointments, please contact their "local booking agent" Betty Mysak at mysak@cablespeed.com.

Vetter received his DVM from WSU in 1975, and began specializing in equine dentistry in the mid 1990's. Dr. Vetter has worked with the WSDA as an Area State Veterinarian and with the US Equestrian Federation and has been tested and accredited by the International Assoc. of Equine Dentistry.



Product Review

Coldflex is a self-cooling vet wrap.

Because it was necessary to keep our horse's wound sterile when his fetlock swelled we could not run cold water on it. The perfect way to solve our problem was ColdFlex. It is very easy to use and while I don't understand the science the product worked exactly as they said it would. It wraps just like a polo wrap but through evaporation it carries heat away from the body.

You can leave it on for up to eight hours but as it gets dirty it doesn't self-adhere as well. I have used the same wrap now about four times once for four hours and three twenty minute sessions. When I take it off I put it back into the plastic bag and jar and leave in the refrigerator although it doesn't have to be refrigerat-

ed to work. The manufacturer says you can reuse the wrap 25 times for twenty minute sessions. You can cut the wrap and make it any shape you want. It fit really well over the fetlock and it would be ideal for a hock as well. You cannot place it directly on a wound and you can't cover it. It comes in two sizes: Small wrap is 2"x48" and the large wrap is 3"x72". I bought the large size from Long Riders Gear for \$19.99.



Submitted by Juelie Dalzell

2011 Officers

President:

Bob Hoyle 732-5042

Vice-President:

Gerry Magnuson 732-4325

Chapter Director:

Jeff Chapman 385-6364

Alternate Director:

Juelie Dalzell 385-6364

Works Projects Co-

ordinators:

Jeff Chapman 385-6364

Bob Hoyle 732-5042

Secretary:

Cyn Okinczyk 385-5098

Treasurer:

Judith Hoyle 732-5042

Trail Boss:

Bob Hoyle 732-5042

Juelie Dalzell 385-6364

LNT/Education:

Juelie Dalzell 385-6364

Volunteer Hours:

Juelie Dalzell 385-6364

Website:

Bob Hoyle 732-5042

Newsletter Editors:

Juelie Dalzell 385-6364

gobi@ohlympus.net

For newsletter submissions, or advertising, contact Juelie

DERBY DAY WORK PARTY—COME ONE COME ALL MAY 7TH ANDERSON LAKE

*This is one of the most important work parties of the year. In order to keep Anderson Lake open to horse use we **must** fix the trail. Gravel will be on site and we need people to help put gravel between those curb rails. The more people who come the faster the work will go and you will be maintaining the first and only horse trail in a Jefferson County State Park. If you want access to trails now is the time to contribute. We don't call them work **parties** for nothing. Derby Day work parties are super fun because you get to bet on your favorite Kentucky Derby horse and if you place you win a prize.*

Saturday May 7th at 10:00 a.m. at Anderson Lake State Park. Bring your friends, significant others, kids, neighbors etc. PLEASE, PLEASE, PLEASE.



Buckhorn Range Chapter Meeting Minutes April 8, 2011

Meeting held at Tri Area Center in Chimacum and called to order at 7:10pm by President Bob Hoyle

Last month's minutes approved

Treasurer's Report- We are solvent. \$200 to be paid for advertising sign at Chimacum arena. \$1300 held for work to be done at Anderson Lake.

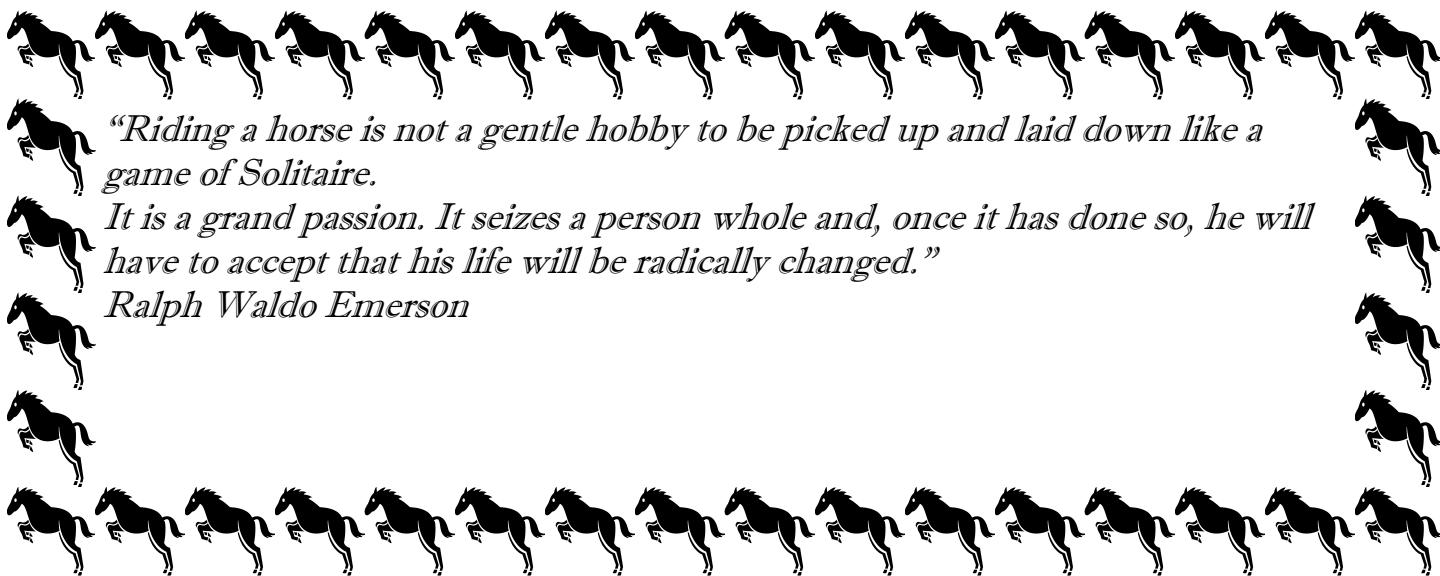
Trail Boss Report- Sandy Shore Ride last month had 19 riders. Gibbs Lake is April's ride on the 16th.

Work Projects- Jeff, Juelie and Bob worked at Anderson Lake last month. May work project will be May 7th on Kentucky Derby day at Anderson Lake. We will need lots of help hauling gravel.

Old Business- Tack sale will be May 14th at Chimacum Arena from 11am-4pm. There will be horse games at noon and cow sorting at 5pm. Bonfire at end of day.

New Business- Bob would like ideas for programs for future meetings.

JEA Barn Dance and auction to raise money for horse park on May 7th at Chimacum Grange
We all enjoyed a very nice slideshow of past Chapter rides put together by Bob . Thanks to Judith for cookies and coffee.



Important Tips

It's Spring – Have you checked your trailer this year?

It's spring – finally; well, mostly; well, the calendar says it is anyway! And if you are like us, you're loading up your horses and hitting the road. Perhaps it's just a few miles to the local trailhead. But even if you are not doing a lot of long distance hauling, the following items are useful precautions to take to keep you, your precious horses, and the rest of the travelers on the roads safe.

The following is a compilation of suggested maintenance items compiled from the Featherlite Trailers, website.

Tires

Most tire failures result from low pressure, excessive weight loads, and/or excessive speed; avoiding these extremes will provide a smoother and safer ride. To maintain your tires at ideal pressure, check each one before traveling, when tires are cold. Be sure to use tires rated for horse trailers, never automobile tires, and carry a properly inflated spare. Also, on a dual-wheeled vehicle, a tire leaking due to a nail puncture can put undue pressure on the partner tire, a likely recipe for disaster. A tire pressure monitoring system can be used to provide real-time pressure information during the drive.

Lug nuts

Lug nuts screw onto the hub bolts, holding the wheel onto the trailer's hub and axle. It's essential to check them for proper tightness before heading out. Be sure you have a lug wrench or tire iron stowed in your towing rig or trailer, and remember to check the lug nuts before your return trip.

Brakes

According to Featherlite's maintenance schedule chart, you should check breakaway brakes before each use to be sure connections are clean, the battery is fully charged, and brakes work properly. You should adjust brake shoes and drums after the first 200 miles on a new trailer, and every 3,000 miles thereafter. Also have them checked annually for wear. Electric and hydraulic brakes have additional maintenance needs; generally every six months or 6,000 miles is a good check-up time for electric brakes, and every 12 months or 12,000 miles for hydraulics.

Lights

Check lights before every use to be sure they're working, and after every use to see if anything needs to be fixed or replaced before the next trip. Be sure the connections are clean and tight-fitting. Check for loose wires in the trailer. Especially in our wet Northwest, a trailer or tow vehicle has sat outdoors for an extended period, can result in problems with the lights.

Coupler/hitch

Be sure that you are using the proper size hitch ball for the coupler of the trailer, as well as the proper size tow vehicle hitch for the trailer's gross weight. Safety chains are also essential, and should not only be connected properly, but checked for wear each time the trailer is used.

Floor

Oh, boy, corrosion of the trailer floor and lower walls. We just spent a few hundred dollars on rust abatement on the lower walls of our horse trailer. Luckily, the floor under the stall mats is in good condition, but we're considering replacement. Apparently not only horse urine and horse manure can cause corrosion, but also something called "silage



(Continued on page 6)



CLASSIFIEDS



HORSE BOARDING IN SEQUIM

Stock get great views, an acre of land, run in shed with hay and tack storage. They get use of round pen and riding rink. Ample stock trailer parking, easy trailer turnaround. Stock are fed twice a day with your food. Hay is available for purchase. Owners police the paddock. We compost the manure. Boarding fee is \$180/head/month. Contact: Tom Mix on 360-582-0460 or via email tom@cuttinggarden.com.

Local Hay, Horse Pasture Mix. Fescue, Timothy, Ryegrass, and Clover. \$5.00 a bale.

732-4325

ADVERTISING

The Buckhorn Range Chapter is accepting business advertising in this newsletter. Cost is \$40 for a business card size ad for one year. Backcountry Horsemen members can also advertise (preferably horsey) sale items or want items for free. Non-members pay \$5 per ad. Contact the editor for info.

(Continued from page 5)

effluent", the liquid that forms from fermentation of silage from livestock feed, which results from dropped feed that ferments in the edges and corners of the floor. If you haul livestock in the same trailer you use for horses, this could affect your trailer, too. Most horse trailer manufacturers recommend a thorough cleaning of the floors every three months, including removing and hosing down mats. Letting them dry completely is a must before putting them back in the trailer – again, remember how damp it can be in the Northwest, and that dampness can get trapped under the mats. More frequent cleaning is good. As a hygiene measure, some equine professionals pressure-wash their trailers inside and out with a Clorox and water solution following each use or after hauling an unfamiliar horse or one that's been sick.

Wheel bearings and axles


As far as safety, remember to check and maintain wheel bearings and axles. Generally, wheel bearings should be checked every 12,000 miles or annually, whichever comes first. Inadequate lubrication can cause bearings to freeze up, ruining the hub and most likely requiring complete axle replacement. Remember that old Fram automotive parts commercial, "You can pay me now, or you can pay me later".

For a handy maintenance chart, applicable to most any brand of trailer, check out the Featherlite Trailers website at site (www.fthr.com), click Customer Resources at the top of the page and follow to the "trailer use, care and maintenance guide" PDF document.

May Horse Play Day Tack Sale Exhibitors and Vendors



**Saturday, May 14
11:00 AM
at
Chimacum Saddlery
1091 Chimacum Road
Port Hadlock**



Tack & Rummage Sale and Vendors booths open 11:00 AM – 4:00 PM

**Scentsy Flameless Candles
Avon**

Horse Tack, Farm, Garden & Pet Item sales


**Equine Natural Movement bodywork demo by Jan Gillanders,
CENMP, 11:30 AM**

Jackpot Barrels and poles start at Noon

Food available for purchase

Cow Sorting starts at 5:00 PM

Potluck and Bonfire at 6:30 PM



**Benefitting Buckhorn Range Chapter of
Back Country Horsemen of Washington (BCHW)**

Hosted by Chimacum Saddlery

Games Sponsored by Chimacum Creek Farms

Table space available (\$10 fee)

**For information, contact Paula Stingle 360-710-5812,
and/or to make tax-deductible donations of gently used tack
or farm/pet/garden rummage items, contact Judith Hoyle 360-732-5042**

BCHW is a 501(c)(3) organization with 35 chapters across the state dedicated to: keeping trails open for all users; educating horse users in Leave-No-Trace practices; and providing volunteer service to resource agencies.



BARN DANCE

Featuring the band **Joe Crecca & the Homewreckers**
& **Silent Auction**

Fundraiser for Jefferson Equestrian Association - Tax deductible!



Saturday May 7th
7 pm - 11 pm
Chimacum Grange
9572 Rhody Drive



LIVE BAND • SILENT AUCTION • FOOD • BEER & WINE

Ticket Prices: \$15 Adults if paid by Monday May 2nd or \$20 at the door

Youths 15 & under \$10

Ticket price includes food / Beer & Wine for Donation

GET A
25%
DISCOUNT

Pre-register by going to www.jeffersonequestrian.org, fill out form,
mail with payment. We must receive payment no later than Monday May 2nd.

Remember, all monies paid to JEA are tax deductible!

*Please help us raise money to build our
Equestrian Event Center, right here in Port
Townsend. Non-equestrian and equestrian
people alike will all benefit from this conveniently
located, high quality, multi-use facility.*

*Please contact us with any questions:
info@jeffersonequestrian.org
360.379.0507*

*Barn Dance questions:
summermartell@hotmail.com
360.531.1726*





Calendar

April 30 - Peninsula Chapter's Salt Creek Spaghetti Ride

Contact: Janice Harsh 928-2158, Linda Mosley 928-3715

Directions: Hwy 101 W of PA turn onto 112 at the Junction go 7.2 miles, turn North (right) on Camp Hayden continue for 3.5 miles then turn right into Camp Grounds entrance, parking is on East side south of the kitchen.

Food: Bring your favorite spaghetti sauce with or without meat and a favorite side dish.

Trail Info: Trails go from easy, intermediate to advance with steep areas. Shoes recommended.

May 7th, Saturday 10 A.M, Anderson Lake Derby Day work party. 7:00 p.m. JEA Barn Dance at Chimacum Grange.

May 13, Friday, 7:00 p.m. Tri Area Community Center Chapter Meeting. Program: Equine Dentistry with Dr. Vetter.

May 14th, Saturday, 11:00 a.m. Tack Sale at Chimacum Saddlery

May 21st, Saturday 10:00 a.m. Joint Chapter Ride at Miller Peninsula - pot luck to follow. Call for directions! 531-2337 or 385-6364

Check the website in the coming weeks for information on upcoming events, at

<http://www.olympus.net/community/buckhorn-bchw/> .



Buckhorn Range Chapter - BCHW

Buckhorn Range Chapter Newsletter
Backcountry Horsemen of
Washington
P. O. Box 845
Chimacum, WA 98325